

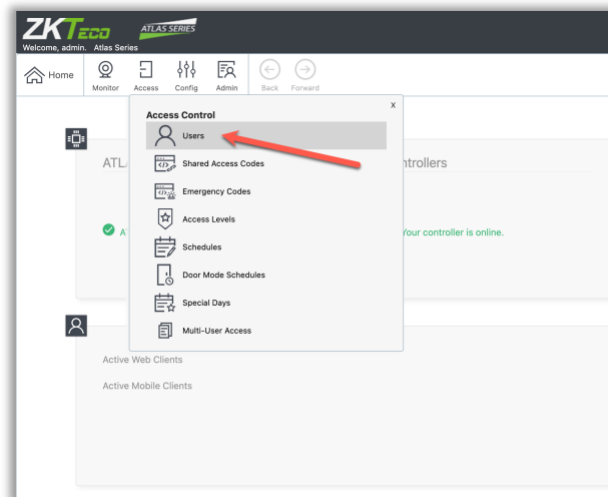
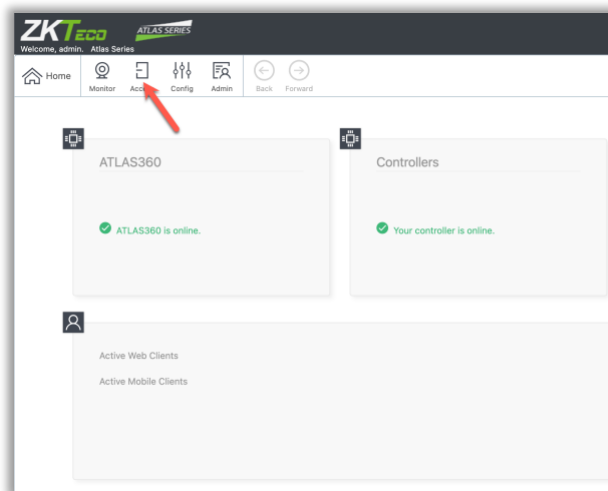
Activating the Atlas Admin app. Ver. 1.9 & above

Changes:

- Support for Atlas360 customers.
- QR Code registration is now under Users.
- Add multiple primaries to app and select which to manage.

Registering the app:

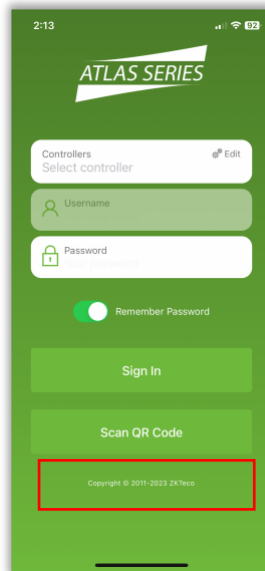
1. On the **Primary** panel, go to **Access > Users**



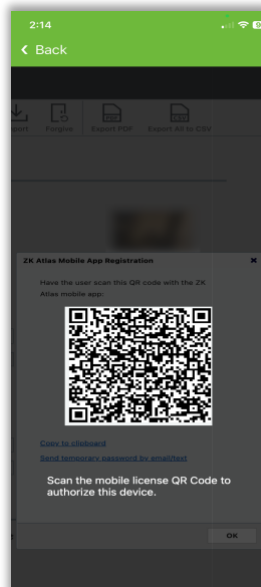
2. Select the person, check **“Allow ZK Atlas Mobile App Login”**

3. Click **“Save”** on the top menu bar, and then click **“Share”**

4. Open the Atlas Mobile Admin App, click “Scan QR”



5. Scan the QR code from the user profile in Atlas



6. Do this with all your primary panels and you will be able to see them in a dropdown and select with one to log in.

